

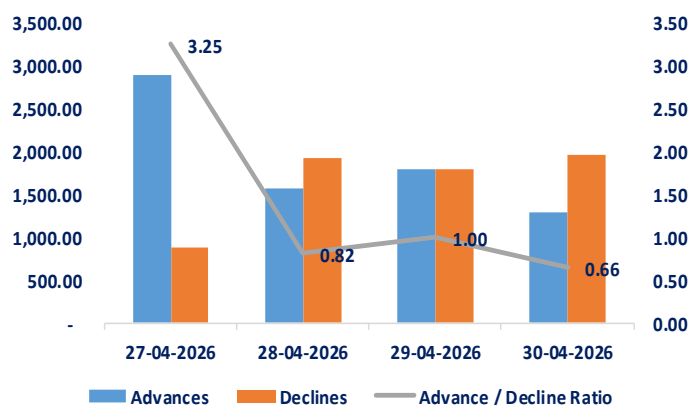
Date	Nifty	Sensex	Gold \$*	Silver \$*
24-04-2026	23,897.95	76,664.21	4,676.10	74.71
30-04-2026	23,997.55	76,913.50	4,639.18	73.61
Weekly Price % Change	0.42%	0.33%	-0.79%	-1.48%

* Prices as of 4:25 PM - 30th April 2026

Volume Shockers (30/04/2026)

NSE Symbol	Volume	LTP	% Change
MEESHO	150158475	194.00	12.35
SYNGENE	59273484	468.05	8.31
DWARKESH	41393113	47.26	8.99
CEMPRO	19766233	815.25	20.00
NEWGEN	12685665	508.00	5.80
DHAMPURSUG	7389268	157.50	9.31
KFINTECH	6838267	898.85	-8.03
GHCLTEXTIL	4410279	90.50	0.56
BLKASHYAP	4114783	57.16	7.08
UTTAMSUGAR	3242045	256.00	-0.95

Weekly Advances/Declines



Top Gainers/Losers

NIFTY

Company Name	Close(30-04-2026)	Close(24-04-2026)	% Gains	Company Name	Close(30-04-2026)	Close(24-04-2026)	% Loss
SUNPHARMA	1810.00	1618.50	11.83%	SHRIRAMFIN	938.50	1016.00	-7.63%
TECHM	1473.80	1361.80	8.22%	AXISBANK	1275.50	1362.00	-6.35%
RELIANCE	1436.00	1331.00	7.89%	INDIGO	4300.00	4515.30	-4.77%
COALINDIA	481.60	455.00	5.85%	ICICIBANK	1265.70	1325.80	-4.53%
ADANIANT	2410.50	2282.00	5.63%	ETERNAL	246.60	257.35	-4.18%

NIFTY Mid-Cap

Company Name	Close(30-04-2026)	Close(24-04-2026)	% Gains	Company Name	Close(30-04-2026)	Close(24-04-2026)	% Loss
INDUSINDBK	920	850	8.2%	WAAREEENER	3129.9	3313	-5.5%
MCX	2969	2759.1	7.6%	SWIGGY	272	287.3	-5.3%
BSE	3635	3447	5.5%	APLAPOLLO	1907	2010.2	-5.1%
MPHASIS	2275	2177	4.5%	AUBANK	1013.35	1068	-5.1%
BHEL	352.4	337.33	4.5%	PAYTM	1095.95	1153	-4.9%

NIFTY Small-Cap

Company Name	Close(30-04-2026)	Close(24-04-2026)	% Gains	Company Name	Close(30-04-2026)	Close(24-04-2026)	% Loss
COHANCE	480.70	358.95	33.9%	KFINTECH	898.85	954.00	-5.8%
TATACHEM	806.50	696.00	15.9%	KAYNES	4,045.00	4,264.90	-5.2%
BANDHANBNK	201.00	174.60	15.1%	CDSL	1,273.80	1,313.00	-3.0%
SYNGENE	468.05	421.35	11.1%	CAMS	740.00	760.00	-2.6%
IIFL	460.80	418.70	10.1%	FIVESTAR	477.90	490.50	-2.6%

NIFTY Sectoral Indices

Sectoral Indices	Close(30-04-2026)	Close(24-04-2026)	% Gains	Sectoral Indices	Close(30-04-2026)	Close(24-04-2026)	% Loss
NIFTY MIDSMALL IT & TELECOM	8,532.15	8,244.70	3.49%	NIFTY PSU BANK	8,482.60	8,811.20	-3.73%
NIFTY OIL & GAS	11,694.65	11,331.70	3.20%	NIFTY FINANCIAL SERVICES 25/50	27,958.55	28,493.85	-1.88%
NIFTY PHARMA	23,267.70	22,580.10	3.05%	NIFTY PRIVATE BANK	26,281.75	26,717.30	-1.63%
NIFTY IT	29,353.90	28,530.60	2.89%	NIFTY FINANCIAL SERVICES EX-BANK	30,858.35	30,948.70	-0.29%
NIFTY HEALTHCARE INDEX	14,918.40	14,570.60	2.39%				

Weekly Pivot Table

Sr.no	Indices	Close(30-04-2026)	R2	R1	PP	S1	S2
1	NIFTY50	23,997.55	24,580.88	24,311.96	24,043.03	23,774.11	23,505.18
2	NIFTY NEXT 50	69,643.90	71,968.37	70,949.97	69,931.57	68,913.17	67,894.77
3	NIFTY BANK	54,863.35	57,294.22	56,276.87	55,259.52	54,242.17	53,224.82
4	NIFTY FINANCIAL SERVICES	25,657.35	26,565.55	26,183.50	25,801.45	25,419.40	25,037.35
5	NIFTY MIDCAP SELECT	13,826.00	14,286.53	14,079.48	13,872.43	13,665.38	13,458.33
6	SENSEX	76,913.50	78,775.27	77,913.45	77,051.62	76,189.80	75,327.97

Major Events of the Week

- **Japan:** The Bank of Japan kept its short-term policy rate unchanged at 0.75% at its April 2026 meeting, leaving borrowing costs at their highest level since September 1995, amid uncertainty over the Iran conflict and surging energy prices. In its quarterly outlook, the central bank raised its FY2026 core inflation outlook to 2.8% from 1.9%, citing higher crude oil prices that likely push up energy and goods costs.
- **India:** IIP in India rose by 4.1% from the previous year in Mar2026. Despite remaining robust, the pullback reflected some impact from the outbreak of war in West Asia in the Indian goods production, hampered by the surge in energy prices and inflationary risks amid the pressure for the rupee, up 4.3% while mining output jumped by 5.5%.
- **USA:** Crude oil inventories in the US fell by 1.79 million barrels in the week ended April 24, 2026, continuing the decline. Gasoline inventories fell by 8.47 million barrels. Distillate stockpiles, which include diesel and heating oil, decreased by 2.60 million barrels as crushing inventories fell by 0.82 million barrels.
- **US FED rate:** The Fed kept the federal funds rate unchanged at the 3.5%–3.75% target range for a third consecutive meeting in April 2026. The Fed noted that developments in the West Asia are contributing to a high level of uncertainty about the economic outlook.
- **Japan IIP:** Japan's industrial production fell 0.5% mm in March 2026, missing market expectations. The downturn came amid rising input costs and supply disruptions linked to the West Asia conflict. Industries that contributed to the decrease were inorganic and organic chemicals, general-purpose and business-oriented machinery, and petroleum and coal products.
- **China:** The RatingDog China General Manufacturing PMI climbed to 52.2 in April 2026, marking the fastest expansion in the sector since December 2020. Output was driven by accelerated growth in new orders. Employment remained flat while West Asia tensions weighed on supply chains. Input price inflation accelerated to the highest level in slightly over four years, due to higher raw material and oil prices.

Weekly Global Economic Calendar

Weekly Global Economic Calendar

(04th May 2026 to 08th May 2026)

MON MAY 04

 **INDIA** : 10:30 AM; HSBC Manufacturing PMI Final APR
 **US** : 07:30 PM; Factory Orders MoM MAR




TUE MAY 05

 **US** : 06:00 PM; Balance of Trade MAR
 06:00 PM; Exports/Imports MAR
 07:15 PM; S&P Global Composite/Services PMI Final APR
 07:30 PM; ISM Services PMI APR
 07:30 PM; JOLTs Job Openings MAR
 07:30 PM; New Home Sales FEB/MAR

WED MAY 06

 **INDIA** : 10:30 AM; HSBC Composite/Services PMI
 **CHINA** : 07:15 AM; RatingDog Services/Composite PMI
 **US** : 02:00 AM; API Crude Oil Stock Change MAY/01
 04:30 PM; MBA 30-Year Mortgage Rate MAY/01
 05:45 PM; ADP Employment Change APR
 08:00 PM; EIA Crude Oil/Gasoline Stocks
 **UK** : 02:00 PM; S&P Global Composite/Services PMI Final APR

THU MAY 07

 **JAPAN** : 05:20 AM; BoJ Monetary Policy Meeting Minutes
 **US** : 06:00 PM; Initial Jobless Claims MAY/02
 06:00 PM; Nonfarm Productivity/ Unit Labour Costs QoQ Prel Q1
 **UK** : 02:00 PM; S&P Global Construction PMI APR

FRI MAY 08

 **INDIA** : 05:00 PM; Foreign Exchange Reserves MAY/01
 **UK** : 11:30 AM; Halifax House Price Index APR
 **US** : 06:00 PM; Non Farm Payrolls APR
 06:00 PM; Unemployment Rate APR
 06:00 PM; Average Hourly Earnings APR
 06:00 PM; Participation Rate APR
 07:30 PM; Michigan Consumer Sentiment Prel MAY

Timings in IST Disclaimer: The above mentioned data/ information have ensured the high quality and accuracy of the content of the SSL Global Economic Calendar. Users may carry out due diligence before using any data/information herein, Stockholding Services Ltd (SSL) will not be responsible for any discrepancies/disputes arising out of such use.

